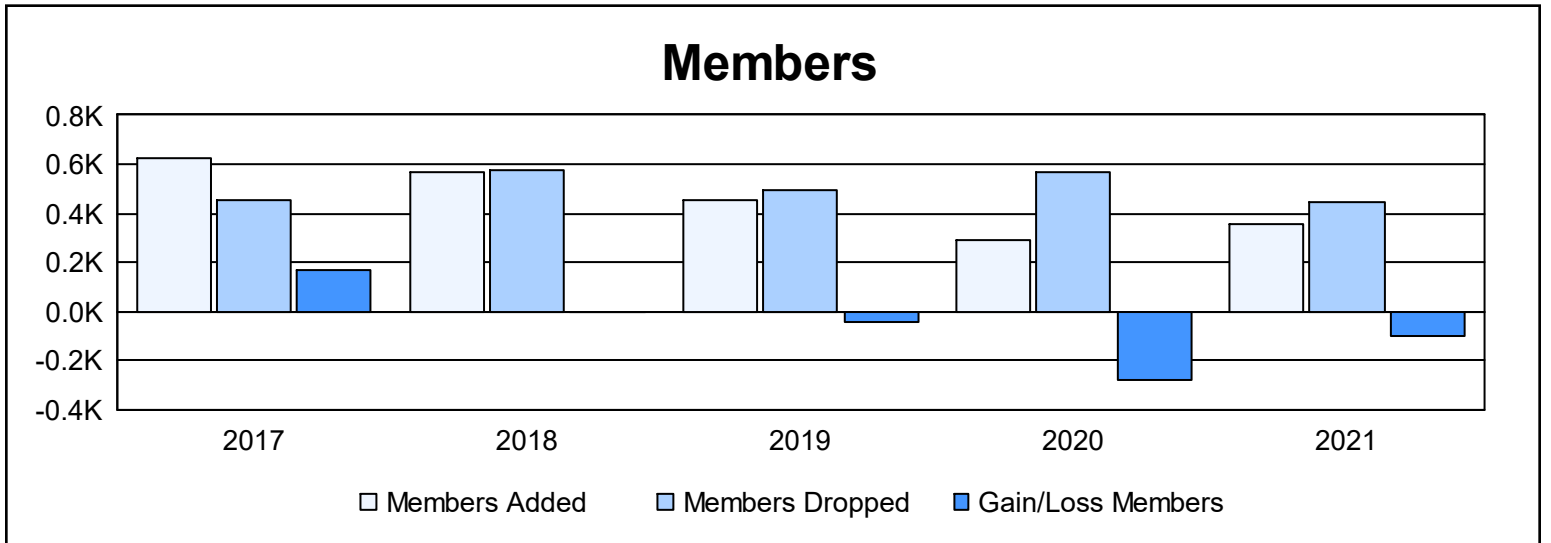
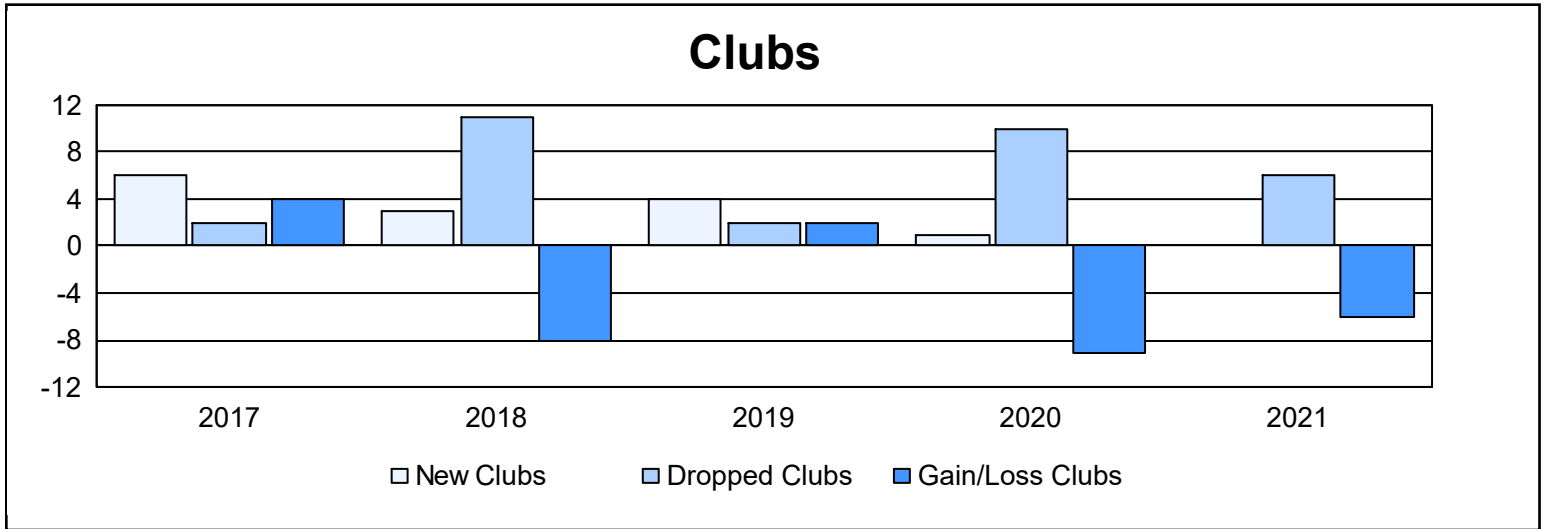
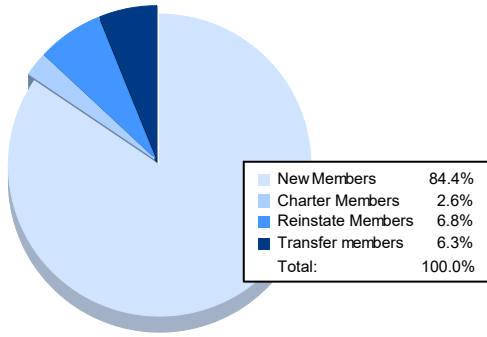


| Year | New Clubs | Dropped Clubs | Gain/ Loss Clubs | New Members | Charter Members | Reinstate Members | Transfer Members | Total Member Added | Total Members Dropped | Gain/ Loss Members |
|----------------|-----------|---------------|------------------|-------------|-----------------|-------------------|------------------|--------------------|-----------------------|--------------------|
| 2016-2017 | 6 | 2 | 4 | 428 | 162 | 8 | 26 | 624 | 452 | 172 |
| 2017-2018 | 3 | 11 | -8 | 400 | 115 | 25 | 31 | 571 | 574 | -3 |
| 2018-2019 | 4 | 2 | 2 | 307 | 110 | 11 | 22 | 450 | 497 | -47 |
| 2019-2020 | 1 | 10 | -9 | 213 | 33 | 19 | 23 | 288 | 565 | -277 |
| 2020-2021 | 0 | 6 | -6 | 297 | 9 | 24 | 22 | 352 | 449 | -97 |
| Average | 3 | 6 | -3 | 329 | 86 | 17 | 25 | 457 | 507 | -50 |



Membership Composition June 2021 Cumulative



Gender Composition June 2021 Cumulative

